

The Cake

الكعكة



Resource for Teachers and Parents

WRITTEN BY

ABOO IBRAAHEEM HAARON BIN SAAJIDUR-RAHMAAN

أبو إبراهيم هارون بن ساجد الرحمان

Note for teacher and parents

Objectives:

To secure eight Arabic words.

To recognise the Arabic words out of sequence.

To pronounce Arabic sounds correctly.

Outcome:

The child can recall the Arabic words, when the appropriate picture is shown.

The child is able to pronounce sounds correctly.


The child is able to recognise Arabic words in and out of sequence.

Activity 1



Cut out the pictures and turn them over, so the picture is facing down.

The teacher/parent should point to a picture, and the children should shout out the name of that picture.

You should then turn over the picture to see if they were correct.





الْمَطْبِخُ الكَعْكَةُ



السُّلْطَانِيَّةُ

المِلْعَقَةُ

الدَّقِيقُ



الْبَيْوْضُ

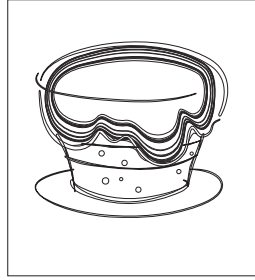
السُّكَّرُ

الزُّبْدَةُ

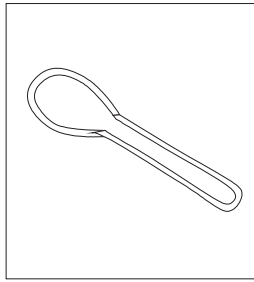
Activity 2

After your children have coloured all the pictures, you may wish to use them as a wall chart.





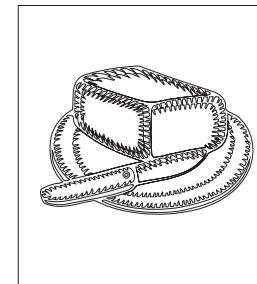
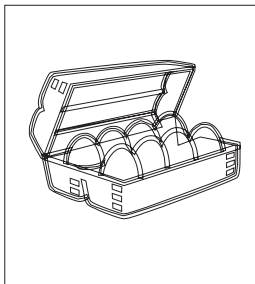
الْمَطْبَخُ الْكَعْكَةُ



السُّلْطَانِيَّةُ

الْمَلْعَةُ

الدَّقِيقُ



الْبَيْضُ

السُّكَّرُ

الزُّبْدَةُ

ACTIVITY 3

Make a cake with the children.

Getting the children involved with making a cake is great way to keep them entertained and get them tuned into the joys of cooking at an early age.

The opportunity to help make a cake gives them an exciting responsibility.



Butter Cake Recipe

This butter cake recipe is very versatile and can be used to make any number of combinations for a party.

Ingredients:

These quantities make one standard cake.

- 125grams of softened butter
- 2/3 cup of caster sugar
- 2 eggs (lightly beaten)
- 1 tsp Vanilla Essence
- 2 cups SR Flour
- 2/3 cup milk

Method:

- Beat butter and sugar until light and fluffy
- Add eggs and Vanilla Essence (Beat until well mixed)
- Add small amounts of flour and milk until well mixed in together.
- Place into a lined and greased tin and cook for 45mins in an oven pre-heated to 180C.
- Test with a skewer to ensure that it is cooked.

The Cake

الكَعْكَةُ

We want you and your children to enjoy learning with us. If you have any comments, please contact us. Your views mean a lot to us.

Email address: haroon@arabicfirst.co.uk

ISLAMIC WEBSITES:

KNOWLEDGE BASE

salafipublications.com
troid.org
bakkah.net
fatwaislam.com
masjiduthaymeen.org
al-athariyyah.com
sunnahpublishing.net
therighteouspath.com

DISCUSSION

salafitalk.net

SCHOLARS

albani.co.uk
binbaz.co.uk
binuthaymin.co.uk
fawzan.co.uk
rabee.co.uk
muqbil.co.uk
ubayd.co.uk

REFERENCE

thenoblequran.com
sahihalbukhari.com
sahihmuslim.com

ARABIC

binbaz.org.sa
binothaimeen.com
rabee.net
sahab.net

AUDIO

salafiaudio.com
salaficast.net
troid audio

KIDS

arabicfirst.co.uk
islam4kids.com

ONLINE STORES

salafibookstore.com
troid.org